PE

PROFESSIONAL ENGINEERING CONTINUING EDUCATION

Engineering Project Controls

Internal Controls, Risk & Accountability

Self-Paced Course Study Guide

A CONTROL IS MORE THAN AN APPROVAL



Illustrative engineering decision chain: scope → authorization → verified record

Authority, evidence and follow-through connect engineering scope to a verified project record.

COURSE	CREDIT / CATEGORY	INSTRUCTOR
ENG-007	2 CEH / PDH · Pertinent to Engineering Professional Practice / Project Controls	Matthew Ward, MBA, CIA

Superior Learning, LLC d/b/a BuilderCE

For professional engineers and engineering managers responsible for project delivery, scope, budgets, vendors, approvals, records, risk and accountability.

ENGINEERING PROJECT CONTROLS: INTERNAL CONTROLS, RISK & ACCOUNTABILITY

2 CEH

PERTINENT

ENGINEERING

Course overview

Course description

This two-hour course applies internal-control, audit, governance, and risk-management concepts to engineering projects and engineering organizations. It focuses on how engineers and project leaders establish defensible controls over scope, approvals, procurement, cost, change management, records, and corrective actions. Practical examples translate internal-control principles into engineering-project decisions without converting the course into accounting or audit training.

The course emphasizes authorization, segregation of duties, risk-based control design, procurement integrity, reliable project reporting, audit trails, management override, fraud and waste indicators, escalation, corrective action, and closure verification. The goal is to help engineers recognize where weak control design can undermine technically sound work and to strengthen accountability without creating unnecessary bureaucracy.

Learning objectives

- Explain the role of internal controls in engineering project execution and professional accountability.
- Identify common control weaknesses involving authorization, segregation of duties, procurement, cost, scope, and change management.
- Apply risk-based thinking to engineering project controls and escalation decisions.
- Recognize fraud, waste, conflict-of-interest, management-override, and documentation red flags relevant to engineering projects.
- Describe how audit trails, corrective actions, and control monitoring support defensible engineering and project-management decisions.

Study plan and navigation

MODULE	MINUTES	FOCUS
1	25	Internal-Control Framework for Engineering Projects
2	25	Scope, Authorization & Change Controls
3	25	Procurement, Vendor & Cost Controls
4	25	Audit Trails, Fraud Red Flags & Control Failures
5	20	Corrective Action, Escalation & Applied Scenarios

The 120-minute allocation is an instructional plan, exclusive of the final examination. Individual study time may vary.

How to complete this course

Read all five modules and study the diagrams, examples and explanations. No separate module acknowledgement is required. When you finish, select Continue at the bottom of the BuilderCE lesson page to begin the 10-question final examination. If reading the PDF, return to that webpage first. A score of at least 70% is required to pass. Retakes are permitted.

Documented GAO evidence · Completed project record · Source links

How to use this course

This course is designed for active reading rather than passive memorization. Each module introduces a control concept, translates it into engineering-project practice, and then uses examples or decision drills to test whether the learner can distinguish a strong control from a weak one. When reading a scenario, focus first on the objective and authority structure before deciding what action seems convenient. Many control failures begin when a reasonable operational decision is made by the wrong person, without sufficient evidence, or without updating the project baseline.

The diagrams and tables are instructional content, not decoration. They summarize relationships among preventive, detective, and corrective controls; authorization and segregation of duties; procurement and payment evidence; audit trails; escalation; and corrective-action closure. Learners should use them as reference models when evaluating their own project processes.

The course deliberately avoids teaching discipline-specific engineering design. Technical judgment remains the responsibility of appropriately qualified professionals. The project-control concepts here are meant to support that judgment by improving the reliability of scope, approvals, resources, records, and organizational decision-making.

Throughout the course, the phrase control owner means the person or function responsible for operating a control. It does not mean that internal audit owns the process. Internal audit, when present, should remain sufficiently independent from the activities it later evaluates. Similarly, management override does not mean every executive exception is improper; it means the normal control was bypassed and the exception therefore requires transparent authority, rationale, and evidence.

At the end of each module, pause and consider one comparable process from your own work. The most valuable outcome is not remembering terminology. It is recognizing where a project depends on undocumented assumptions, concentrated authority, stale information, or controls that produce reports without producing action.

MODULE 1 | 25 MINUTES

Internal-Control Framework for Engineering Projects

Internal control is not a finance-department concept that begins after the engineering work is complete. On an engineering project, controls are built into the way scope is authorized, responsibilities are assigned, technical decisions are documented, commitments are approved, information is reconciled, and exceptions are escalated. A strong control environment makes the desired project behavior easier to perform and makes inappropriate or unsupported behavior easier to detect.

1.1 Why internal controls matter to engineers

Engineering projects combine professional judgment with organizational resources. Decisions can affect public safety, client funds, schedule commitments, contractual obligations, regulatory compliance, and the reputation of the engineer and firm. A project may be technically sound and still fail commercially or administratively if commitments are not authorized, changes are not controlled, vendor relationships are not transparent, cost information is unreliable, or the record does not show why important decisions were made.

Internal controls provide reasonable assurance that project objectives will be achieved. Reasonable assurance is deliberately different from absolute assurance. No system can eliminate all error, misconduct, uncertainty, or judgment. The objective is to reduce risk to an acceptable level by designing controls that are proportionate to the consequences and likelihood of failure.

For an engineer, the practical question is not, "Do we have controls?" Every project has some form of control. The more useful questions are: What objective is this control protecting? Who owns it? What evidence shows it occurred? What happens when the control identifies an exception? And can someone independent of the original decision reconstruct what happened later?

1.2 The three control objectives: operations, reporting, and compliance

COSO and the GAO Green Book organize internal-control objectives around operations, reporting, and compliance. Those categories translate naturally to engineering projects.

Operations objectives include delivering the required technical product, using resources efficiently, protecting project assets, meeting schedule commitments, and preserving quality. A design milestone review, for example, is partly an operations control because it reduces the chance that incomplete or internally inconsistent work is released.

Reporting objectives concern the reliability of information used to manage the project. Budget reports, percent-complete estimates, earned-value information, change logs, testing records, and issue registers are valuable only when they are sufficiently accurate, complete, timely, and traceable for the decisions being made.

Compliance objectives include adherence to laws, regulations, contracts, policies, professional requirements, funding conditions, and client-specific procedures. Compliance controls matter because a technically acceptable outcome can still expose a project to material risk when the required approval, procurement method, documentation, or professional authorization was bypassed.

A single control can support more than one objective. Requiring documented approval before a design-scope change protects operations by preventing uncontrolled work, reporting by keeping the budget and schedule baseline current, and compliance by demonstrating that the person with contractual authority approved the change.

1.3 Preventive, detective, and corrective controls

CONTROL TYPE	ENGINEERING APPLICATION
Preventive	Define authority and require evidence before committing resources.
Detective	Reconcile changes, costs and exception reports to identify deviations.
Corrective	Address causes, verify implementation and test later operation.

A useful control system does not rely on one type of control.

Preventive controls are designed to stop an inappropriate event before it occurs. Examples include approval thresholds, access restrictions, segregation of duties, required checklists, prequalification criteria, and system rules that prevent purchase orders from exceeding delegated authority.

Detective controls identify conditions that have already occurred or are developing. Examples include reconciliations, variance analysis, exception reports, independent review, aging reports, quality audits, and periodic comparison of authorized changes to forecast cost.

Corrective controls restore acceptable conditions after a problem is identified. Examples include documented corrective action, reforecasting, recovery plans, revised approval procedures, vendor remediation, additional training, or disciplinary measures when appropriate.

The strongest design often combines all three. Suppose a project requires written approval for expenditures over a defined threshold. That is preventive. A monthly report that identifies invoices posted without a linked purchase order is detective. A process that investigates the exceptions, documents why they occurred, and prevents recurrence is corrective.

The control objective should determine the control mix. High-consequence, irreversible decisions generally justify stronger preventive controls. Lower-consequence, high-volume transactions may be managed efficiently with automated detective monitoring and exception-based review.

1.4 The control environment: the foundation beneath procedures

COMPONENT	PROJECT CONTROL QUESTION
Control environment	Are roles, competence and leadership behavior consistent with expectations?
Risk assessment	Which events could defeat the project objective?
Control activities	What preventive or detective action addresses the risk?
Information and communication	Does the decision-maker receive reliable, current evidence?
Monitoring	Who checks operation and follows up on exceptions?

Controls can be formally documented and still fail if the control environment is weak. The control environment includes leadership expectations, accountability, competence, ethical values, organizational structure, and the practical consequences of ignoring established procedures.

Consider two firms with the same written change-control policy. In Firm A, leadership routinely asks whether work is authorized before teams begin out-of-scope services, project managers are supported when they pause work for clarification, and repeated exceptions are addressed. In Firm B, managers praise people who "just get it done," even when work is performed without authorization, and later pressure accounting staff to make the paperwork fit the decision. The written policy is identical; the operating control environment is not.

A strong engineering-project control environment normally includes clear assignment of authority, realistic staffing, defined escalation paths, competent reviewers, accessible procedures, and leadership behavior consistent with stated expectations. It also distinguishes urgency from permission. Emergency conditions may require rapid decisions, but urgency should trigger a defined emergency-control path rather than eliminate accountability.

1.5 Risk assessment should drive control design

Controls should be designed around risk rather than copied mechanically from another organization. Risk assessment asks what could prevent the project from achieving its objectives, how significant the impact could be, how likely the event is, and how quickly the project could detect and respond to it.

For example, a small routine purchase for office supplies and a sole-source procurement for specialized engineering testing should not have identical controls. The specialized procurement has greater technical dependence, fewer substitutes, potentially larger cost consequences, and greater conflict-of-interest risk. Those characteristics justify more rigorous documentation and approval.

The 2025 GAO Green Book emphasizes documenting risk assessment and considering risks associated with fraud, improper payments, information security, and significant change. That is especially useful for engineering organizations because projects frequently undergo rapid changes in scope, staffing, technology, funding, and external conditions. A control system that was appropriate at project kickoff may become inadequate after a major acquisition, schedule acceleration, design-build transition, or emergency response.

Risk assessment should therefore be refreshed at meaningful change points, not performed once and archived.

1.6 Control activities: converting risk responses into action

Control activities are the policies, procedures, approvals, verifications, reconciliations, and other actions used to reduce risk. A control activity should be specific enough that another person can determine whether it occurred.

"Project manager reviews costs" is weak control language. It does not define frequency, evidence, threshold, or follow-up. A stronger statement would be: "Monthly, the project manager compares

committed and actual costs to the approved budget by work breakdown element, documents explanations for variances above the project threshold, identifies forecast impact, and assigns follow-up actions."

Good control design answers five questions:

- What is being controlled?
- Who performs and who reviews the control?
- When or how often does it occur?
- What evidence demonstrates completion?
- What happens when an exception is identified?

If any of those questions is unclear, the control may exist only as an expectation rather than an operating process.

1.7 Information and communication are control mechanisms

Many project failures described as "communication problems" are actually control-design problems. Important information existed, but the system did not ensure that it reached the person with authority to act.

An issue register is a control only if responsibilities, due dates, status, and escalation are maintained. A dashboard is a control only if the underlying data is reliable and someone is expected to respond to exceptions. A meeting is not a control simply because people attend it; the control is the defined review, decision, assignment, and documentation that the meeting produces.

Information should be appropriate for the decision. Senior leaders may need trend information and exceptions. A project controls analyst may need detailed transaction data. An engineer approving a technical substitution needs the engineering basis and affected requirements, not merely a cost summary.

Communication also flows upward. Teams need a psychologically and procedurally safe way to identify exceptions, conflicts, suspected misconduct, or control circumvention without being penalized for slowing the project.

1.8 Monitoring: controls must be tested, not merely assumed



Project-control reviews are strongest when leaders focus on exceptions, evidence, decisions, and assigned follow-up. Contextual illustration, not a documented project record.

A process can be well designed on paper but fail in operation. Monitoring determines whether controls continue to function as intended. Monitoring may be continuous, periodic, or event-driven.

Continuous monitoring can include automated exception reports, workflow notifications, or dashboard thresholds. Periodic monitoring can include internal audits, project health reviews, quality audits, management reviews, and control self-assessments. Event-driven monitoring may occur after a major change, suspected fraud, significant cost overrun, audit finding, or repeated failure.

The purpose of monitoring is not to create a second project-management layer. It is to identify whether the control system itself is reliable. If the same approval exception appears every month and everyone accepts it as normal, the control has effectively failed even if the exception report is produced on time.

1.9 Roles, accountability, and the difference between ownership and assurance

Control ownership should follow operational responsibility. Project managers normally own many project controls because they control work planning, commitments, forecasts, and escalation. Procurement owns controls over sourcing and contracting. Finance may own payment and reconciliation controls. Technical leaders own defined technical-review controls. Internal audit, where present, provides independent assurance; it should not own the operational controls it later evaluates.

Engineers should understand this distinction because being a subject-matter expert does not automatically create financial or contractual authority. Similarly, a project manager's authority to manage budget does not make that person the technical approver for engineering design decisions.

Accountability improves when authority, responsibility, and evidence align. A person should not be held responsible for a control without access to the information and authority needed to perform it.

1.10 Segregation of duties as a design principle

INCOMPATIBLE DUTIES	COMPENSATING REVIEW
Request and approve the same commitment	Independent review by the appropriate delegated authority
Create vendor and release payment	Separate master-data authorization and payment review
Prepare and approve a forecast	Challenge assumptions and reconcile to source data
Implement and verify one’s own correction	Independent verification proportionate to the risk

Segregation of duties reduces the risk that one person can initiate, approve, execute, and conceal an inappropriate action. The classic functions are authorization, custody or execution, recordkeeping, and reconciliation or review.

Engineering organizations often cannot achieve perfect segregation, particularly on small projects. The objective is not bureaucracy for its own sake. When duties cannot be segregated, management should design compensating controls. A principal may independently review a project manager's vendor selection. A second reviewer may examine unusual invoices. System reports may identify changes approved by the same person who initiated them.

The key is to recognize incompatible duties rather than assuming trusted professionals make segregation unnecessary. Trust is important; internal control is designed so trust does not have to carry the entire risk.

1.11 Documentation is part of the control, not an administrative afterthought

A control that leaves no evidence is difficult to distinguish from a control that never occurred. Documentation should be sufficient for a knowledgeable person who was not involved in the original decision to understand the requirement, evidence considered, approval, decision, and follow-up.

Documentation should be proportionate. Routine low-risk approvals may be evidenced in an electronic workflow. A major sole-source procurement, disputed change order, or management override requires a stronger record because the consequence, judgment, and future scrutiny are greater.

The record should preserve chronology. Backfilling approvals after a decision has already been implemented can make an unauthorized action appear regular. If retrospective approval is permitted in an emergency-control process, the record should say that it is retrospective and explain the reason.

1.12 Internal controls support professional responsibility without replacing judgment

Internal controls do not decide engineering questions. They ensure that the right questions reach appropriately qualified people, decisions occur within defined authority, information is reliable, and significant exceptions are documented and escalated.

A well-controlled organization still depends on professional competence. Conversely, excellent technical judgment can be undermined by weak project controls. Professional practice is strongest when technical rigor and organizational accountability reinforce one another.

1.13 Applied case: accelerated project startup

A client asks an engineering firm to begin immediately because funding may expire. The proposed contract is still under negotiation, but the client provides an email asking the team to start. The project manager assigns staff, a specialty consultant begins work, and the team incurs $85,000 before the contract is executed. Everyone agrees the work was necessary and technically appropriate.

The control issue is not whether the engineering work was good. The issues include authority to commence, financial exposure, consultant commitment, scope clarity, recoverability of cost, and the precedent established for future work. A mature control system would provide a defined early-start mechanism: documented scope, spending cap, authorized client direction, internal approval, expiration date, and conversion or stop conditions.

This illustrates a central lesson: controls are most valuable when they enable appropriate work to proceed safely, not when they simply prohibit action.

1.14 Designing controls at the project lifecycle level

A control system should change as the project changes. At pursuit and contracting, the dominant risks may involve pricing assumptions, authority to negotiate, conflicts, and commitment of company resources. During design, the risks may shift toward scope discipline, technical review, coordination, schedule, and change. During construction support, the project may need stronger controls over field direction, vendor commitments, rapid decisions, and documentation. Closeout emphasizes reconciliation, unresolved claims, record completeness, lessons learned, and release of remaining commitments.

Thinking in lifecycle terms prevents the common mistake of using a single generic checklist from kickoff through closeout. A useful control plan maps the most important project objectives and risks to the stage where they are most likely to occur.

For example, a design-build pursuit may have strict bid confidentiality, estimating, and teaming controls before award. After award, those controls become less important while design-change and subcontractor controls become more important. When the project reaches final closeout, unresolved change aging and record completeness may become the principal control priorities.

1.15 Key controls versus supporting controls

Not every procedure deserves the same monitoring effort. Organizations often identify key controls - controls whose failure would materially increase the risk that an important objective is not achieved. Supporting controls improve consistency but may not independently prevent or detect a material problem.

A key control might be executive approval of a commitment above a major threshold, independent verification of a vendor banking change, or reconciliation of approved project changes to the financial forecast. A supporting control might be a standard meeting agenda or naming convention.

This distinction helps management focus testing and improvement resources. If a key control is not operating, management should understand the exposure quickly. If a supporting control is inconsistent, the response may be coaching or process simplification rather than a formal remediation program.

1.16 Manual controls and automated controls

Engineering organizations increasingly rely on project-management, ERP, document-control, and workflow systems. Automation can improve consistency, but it does not automatically make a control reliable.

An automated approval workflow is only as strong as its configuration, user access, threshold logic, and source data. If users can approve transactions under shared accounts or administrators can alter thresholds without review, the apparent automation may hide significant risk.

Manual controls remain appropriate when decisions require professional judgment. A forecast review, conflict evaluation, or technical change decision cannot always be reduced to system logic. The stronger design often combines automation for routing and evidence with human judgment for evaluation.

When deciding whether to automate, consider transaction volume, complexity, judgment, frequency of change, and the consequences of a system error. High-volume routine checks are strong automation candidates. Low-volume, high-judgment decisions often need documented human review.

1.17 Compensating controls for small engineering firms

Small organizations face a legitimate challenge: the same people may sell the work, manage the project, approve vendors, review invoices, and oversee finances. Perfect segregation may be impossible.

Compensating controls can reduce risk without pretending the staffing model is different than it is. Examples include owner review of all new vendors, monthly bank reconciliation by someone who does not issue payments, external bookkeeping review, periodic project-file sampling, dual approval for large disbursements, and system-generated exception reports reviewed by a second principal.

The important step is to identify where duties are incompatible and then deliberately compensate. Saying "we are too small for controls" leaves the risk unmanaged. Saying "these duties cannot be separated, so this independent review will compensate" reflects mature control design.

1.18 Control design worksheet

For any significant project risk, the team can use a compact design worksheet:

1. Objective: What must be achieved or protected? 2. Risk: What could prevent that objective? 3. Control: What specific action reduces the risk? 4. Owner: Who performs the control? 5. Reviewer: Is independent review needed? 6. Frequency: When or how often does it operate? 7. Evidence: What record demonstrates completion? 8. Exception path: What happens if the control fails or identifies a problem? 9. Monitoring: How will management know the control continues to work? 10. Change trigger: What project changes require redesign of the control?

This worksheet converts broad policy language into an operating process that can be trained, monitored, and improved.

1.19 Practice drill: design controls for a new engineering project

Assume your firm has just won a two-year engineering services contract with a $6 million fee. The team includes three internal disciplines, four subconsultants, a new project-controls system, and a client that frequently gives verbal direction. Before work begins, identify five control objectives and pair each with a preventive, detective, or corrective control.

A strong answer might include: preventing unauthorized scope through a documented client-authorization matrix; detecting unapproved effort through monthly comparison of change logs to labor

burn; preventing inappropriate vendor commitments through delegated approval limits; detecting inaccurate forecasts through independent variance review; and correcting recurring late approvals through a defined escalation and retrospective analysis process.

Then ask whether each control leaves evidence. If the authorization matrix is never acknowledged by the client or team, its value is limited. If the monthly comparison produces no documented action, it is a report rather than a complete control. If the approval workflow can be bypassed by administrators without an exception log, the automated control may be weaker than it appears.

Finally, identify one control that could become obsolete as the project changes. For example, a simple approval process may be adequate during design but inadequate once construction support begins and decisions must occur within hours. Define the change trigger that should cause the control to be reassessed.

Module synthesis

In practice, the internal-control framework becomes useful when project leaders translate broad principles into explicit behaviors: defined authority, evidence of review, reliable information, visible exceptions, and follow-through. Engineers should remember that controls are not substitutes for competence or ethics. They are the operating structure that helps competent and ethical people make consistent decisions under pressure. The strongest systems are proportionate, understandable, and adaptable. They make normal work easier, identify unusual conditions quickly, and provide a durable record of accountability. When controls are viewed this way, they are not an administrative overlay on engineering practice; they are part of responsible project execution.

MODULE 2 | 25 MINUTES

Scope, Authorization & Change Controls

Engineering projects rarely fail because nothing changed. They fail because the organization could not distinguish an approved change from an informal request, could not quantify the effect before committing resources, or allowed schedule pressure to bypass the people who owned technical, contractual, financial, or client authority. Scope and authorization controls create the boundary between intentional adaptation and unmanaged drift.

2.1 Establish the baseline before controlling change

A change can be identified only when the baseline is clear. The baseline should define the authorized scope, deliverables, assumptions, exclusions, budget, schedule, responsibilities, and significant technical or commercial constraints.

An engineering baseline is more than a contract value. It may include a scope matrix, work breakdown structure, design criteria, staffing plan, deliverable register, approved schedule, and cost budget. The form varies by project, but the essential control objective is the same: the team must know what has been authorized before it can identify what is different.

Poor baselines create two opposite risks. Teams may perform uncompensated work because additional requirements are mistaken for normal scope, or they may treat legitimate obligations as changes because responsibilities were never clearly documented.

2.2 Authorization is a control over commitments

Authorization answers who may commit the organization. Technical competence and contractual authority are separate concepts. A senior engineer may be fully qualified to evaluate a design issue but may not have authority to agree to additional fee, waive a contractual requirement, approve a vendor commitment, or accept a client-directed schedule change.

Organizations should define authority by type and threshold. Examples include authority to approve labor budget transfers, execute subconsultant agreements, approve change proposals, write off receivables, authorize overtime, or commit contingency.

Delegated authority should be documented and current. Temporary assignments, leave, organizational changes, and emergency conditions should not create an informal chain of authority known only through custom.

2.3 The approval matrix should match project risk

An approval matrix works best when it is simple enough to use. Too many approval layers can cause people to route around the system. Too few may concentrate incompatible duties or expose the organization to commitments beyond an individual's appropriate authority.

Approval thresholds can be based on dollar amount, schedule impact, technical consequence, legal exposure, client sensitivity, or combinations of these. A low-cost design change could still require senior technical approval if it affects public safety or professional liability. A financially significant but technically routine procurement could require executive or procurement approval without senior technical review.

The matrix should distinguish consultation from approval. Many people may need to provide input, but the record should identify the actual decision owner.

2.4 Segregation of duties in scope and change management

The person requesting a change should not always be the only person determining whether the change is necessary, approving its cost, and verifying completion. Segregation becomes especially important when the initiator benefits from the decision or controls the evidence used to approve it.

Common incompatible combinations include:

- preparing and approving the same change estimate;
- requesting and approving a budget increase;
- directing extra work and later certifying that the work was within original scope;
- selecting a subconsultant and approving invoices without independent review;
- entering a change in the system and reconciling the change register to the financial system.

Small teams can use compensating controls such as periodic principal review, independent reconciliation, or post-approval sampling.

2.5 Change identification: recognize the event early

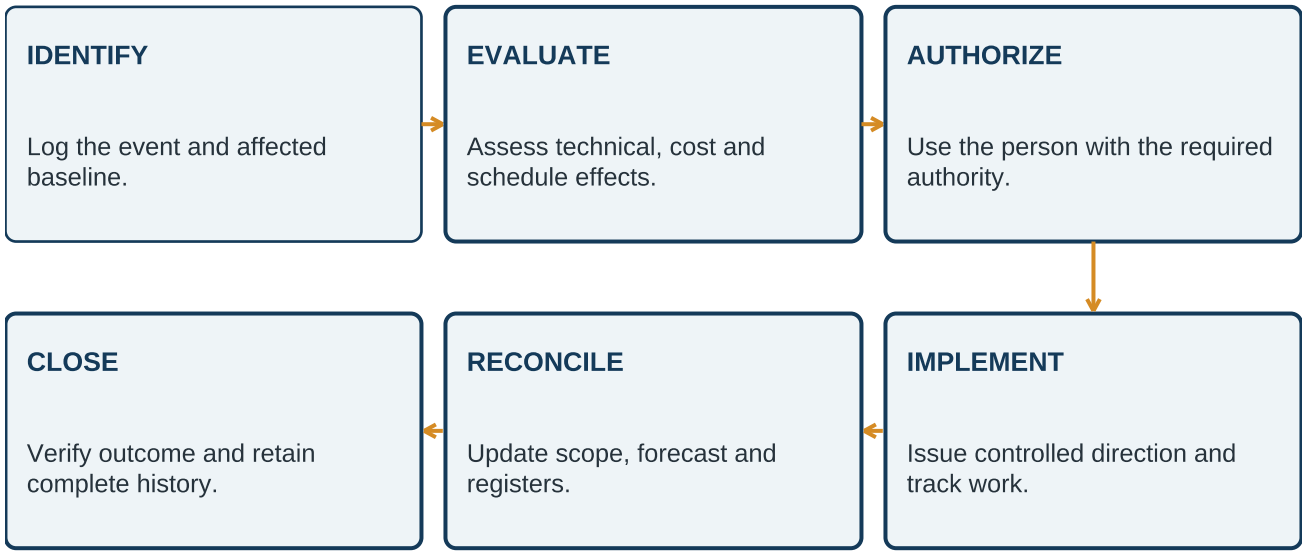

Controlled change links identification, impact, authority, implementation, reconciliation and closure.

A disciplined change process begins with early recognition. Potential change triggers include client requests, revised criteria, unforeseen conditions, third-party requirements, design development,

regulatory comments, errors or omissions, value-engineering proposals, schedule acceleration, and coordination discoveries.

The trigger should be recorded before the team has already absorbed the consequences. A potential-change log is valuable because it allows uncertainty to be tracked without prematurely declaring every issue an approved change.

The log should contain enough information to answer: What happened? When was it identified? Who owns evaluation? What work is affected? Is there immediate authorization to proceed? What is the estimated cost and schedule exposure? What decision is needed, and by when?

2.6 Clarification, correction, and change are different control categories

Not every question changes scope. A clarification may explain an existing requirement. A correction may be necessary because the original work did not meet the established requirement. A change alters the authorized baseline.

These categories matter because they drive different financial and contractual consequences. Misclassifying a correction as a client change can create an inappropriate claim. Treating a genuine client-directed change as a clarification can cause uncompensated work and distorted project performance.

The control process should require the responsible people to classify the issue before costs are committed where practical.

2.7 Change evaluation should consider total project impact

A change estimate should not focus only on direct labor. It should consider technical effects, schedule, rework, downstream disciplines, procurement, permits, quality controls, testing, document updates, field support, subcontractors, and closeout.

The same principle applies to schedule impact. A change that requires only eight hours of engineering effort may still affect a critical review sequence or external approval date. Conversely, a large work effort may be absorbed without schedule effect if sufficient float and resources exist.

Risk and uncertainty should be visible. If the estimate depends on unresolved assumptions, those assumptions should be documented rather than hidden inside a precise-looking number.

2.8 Proceeding at risk requires explicit control

Sometimes the project cannot wait for complete commercial resolution. A client may direct immediate work while fee negotiations continue. The control response should not be "no work until paperwork is perfect" if that would harm the project. Instead, use a documented proceed-at-risk mechanism.

A strong mechanism defines the authorized work, maximum exposure, approving authority, commercial reservation, duration, reporting frequency, and stop point. It also separates authorization to perform work from agreement on ultimate compensation.

The weakness is not risk-taking itself. The weakness is taking risk without defining who accepted it and how much exposure was authorized.

2.9 Schedule pressure is a predictable control threat

Schedule pressure often creates rationalizations: "We will document it later," "The client obviously wants this," or "The approval will come through." Because pressure is predictable, control design should anticipate it.

Practical responses include expedited approval paths, standing emergency authorities, preapproved thresholds, electronic approvals, and escalation protocols. A process that takes two weeks to authorize a decision the project routinely needs in one day is likely to be bypassed.

Controls should be designed for operating reality, not ideal conditions only.

2.10 Informal direction should be captured without creating unnecessary conflict

Engineering teams frequently receive direction in meetings, phone calls, site discussions, or chat messages. The control objective is to convert material direction into a durable record.

A concise confirmation can state the understanding, affected scope, immediate action, and whether formal authorization is still required. This protects all parties by reducing memory disputes and allowing errors to be corrected early.

The tone should be factual rather than adversarial. Good control communication helps the project move; it does not require every clarification to become a legal memorandum.

2.11 Change registers should reconcile to financial and schedule systems

A change log that is not reconciled can become a list of narratives disconnected from the actual project. Periodically, the project should reconcile approved and pending changes to budget, commitments, invoices, forecast, and schedule.

Useful categories include potential change, under evaluation, submitted, authorized, rejected, implemented, and closed. Aging is also important. A large number of long-open changes indicates unresolved commercial risk and may make reported project performance misleading.

A forecast should reflect known exposure even when final approval is pending, according to organizational policy. Otherwise the project may appear healthy until late approvals suddenly consume margin or contingency.

2.12 Management override must be visible

Leaders sometimes have legitimate reasons to override a normal control. An executive may approve an exception because a client relationship or emergency condition justifies it. The presence of authority does not eliminate the need for transparency.

An override should identify who approved it, which control was bypassed, why the exception was appropriate, what compensating actions are required, and whether the policy itself needs revision.

Undocumented override is dangerous because it converts a specific exception into an unofficial alternate process. Teams learn quickly which controls "really matter" based on leadership behavior.

2.13 Example: the verbally authorized acceleration

A client program manager asks an engineering team to accelerate a 60-percent design package by three weeks. The project manager agrees during a call and immediately authorizes overtime. The contract allows the client's contracting officer, not the program manager, to approve compensable changes. Two weeks later the contracting officer declines the fee request, saying no authorized change was issued.

The technical team may have acted reasonably to support the client, but the control failure was predictable. The project lacked a mechanism to distinguish technical direction from contractual authority. A better process would have documented the request, confirmed the program manager's role, obtained a limited internal proceed-at-risk approval if appropriate, and established a spending cap while formal client authorization was pursued.

2.14 Control checklist for engineering change decisions

Before implementing a material change, ask:

- Is the baseline requirement clear?
- Is this clarification, correction, or change?
- Who has technical approval authority?
- Who has contractual or financial authority?
- What disciplines and downstream deliverables are affected?
- What cost and schedule exposure is reasonably foreseeable?
- Are assumptions documented?

- Has proceed-at-risk exposure been explicitly authorized if needed?
- Are budget, forecast, schedule, and change registers aligned?
- What evidence will demonstrate final implementation and closure?

2.15 Scope controls for multidisciplinary projects

Multidisciplinary engineering projects create special scope-control challenges because one discipline's decision can create work for several others. A roadway geometry change can affect drainage, lighting, utilities, structures, traffic control, quantities, permitting, and construction staging. A project manager who evaluates only the initiating discipline may materially understate the true change.

A cross-discipline impact screen is a useful control. Before a material change is authorized, affected discipline leads confirm whether their scope, deliverables, schedule, or budget will change. The purpose is not to require every discipline to approve every minor issue; it is to make downstream effects visible before the project commits.

The control can be scaled. A small change may use a checklist. A major change may require a formal impact memorandum and revised baseline. What matters is that the project does not assume impacts are isolated when interfaces make that unlikely.

2.16 Controlling client assumptions and decisions

Many engineering projects depend on client decisions about alternatives, criteria, budget, property, operations, or schedule. When those decisions are late or ambiguous, project teams sometimes choose an assumption and continue. That may be reasonable, but the assumption itself becomes a controlled item.

A decision log should identify the required decision, responsible client or project authority, due date, interim assumption, consequence of delay, and affected work. If the team proceeds under an assumption, the record should state what happens if the decision later changes.

This control improves both schedule management and commercial fairness. It prevents a late client decision from being remembered later as a design-team failure and allows management to quantify the cost of uncertainty while there is still time to act.

2.17 Change-order pricing controls

Change pricing is vulnerable to both error and optimism. A reliable estimate should be prepared using defined rates, quantities, assumptions, and supporting evidence. Significant changes may warrant independent review by someone who did not prepare the estimate.

For internal labor, the estimate should distinguish effort already incurred from remaining effort. For consultants, it should reconcile quoted amounts to contract terms. For schedule, it should identify whether acceleration, resequencing, or delay creates indirect cost. For contingency, it should explain the basis rather than apply an arbitrary percentage.

After approval, the estimate should become part of the revised baseline. Otherwise teams can celebrate approval while continuing to manage against obsolete budgets.

2.18 Avoiding change fragmentation

Fragmentation occurs when one underlying change is processed as multiple small actions, obscuring total impact. This can happen unintentionally when disciplines respond separately, or intentionally to avoid approval thresholds.

A change register should include a parent or related-change field so connected items can be viewed together. Management review should look for clusters with the same cause, location, client request, or vendor.

Fragmentation matters because the aggregate exposure may trigger a different level of approval, contingency use, or client strategy than any single item.

2.19 Scenario exercise: redesign after permitting comment

A permitting agency requires a revised stormwater approach after the 90-percent design milestone. The drainage lead estimates 80 hours of redesign. The project manager considers the effort too small to pursue commercially and tells the team to absorb it. Two weeks later the roadway and utility leads report another 190 hours of related redesign, and the schedule slips ten days.

A strong control response would have treated the original permitting comment as a potential change event, screened cross-discipline impacts, quantified uncertainty, and escalated the decision before implementation. Management might still decide to absorb the cost for strategic reasons. The control objective is not to force a claim; it is to make the decision informed and authorized.

The lesson is that commercial strategy and control discipline are compatible. Management can deliberately accept exposure. What weakens accountability is accepting exposure unknowingly or allowing a project manager to make a decision beyond delegated authority.

2.20 Practice drill: classify five project events

Classify each event as clarification, correction, potential change, approved change, or management exception, then identify the required authority and record.

Event A: The client asks whether a note on Sheet C-12 applies to both construction phases. The answer is already clear from the specification. This is primarily clarification; the response should preserve the existing requirement rather than create new scope.

Event B: The team discovers that its issued calculation omitted a required load case and must revise the design. This is a correction, even if the rework is substantial. Commercial strategy may still require leadership review, but the control system should not disguise the cause.

Event C: A regulatory reviewer requests an additional analysis not included in the proposal. This is a potential change until technical and contractual evaluation is complete.

Event D: The authorized client representative approves added survey services and the firm's delegated approver accepts the fee and schedule impact. This becomes an approved change and should update the baseline.

Event E: An executive tells the team to begin $50,000 of extra work before client approval because of schedule risk. This is a management exception or proceed-at-risk decision. It should document the exposure, authority, rationale, cap, and stop condition.

The exercise demonstrates why labels matter. Correct classification determines who decides, how cost is recorded, what the forecast should show, and what evidence must be retained.

Module synthesis

Scope and change controls are effective when the project can distinguish what is authorized, what is uncertain, what is changing, and who can decide. The practical discipline is early recognition. A potential change should become visible before the team has consumed most of the budget impact. Approval matrices, cross-discipline impact screens, proceed-at-risk limits, and reconciled change registers create that visibility. None of these controls prevent management from making strategic decisions. They ensure the decision is intentional, supported by reliable information, and made by someone with appropriate authority.

MODULE 3 | 25 MINUTES

Procurement, Vendor & Cost Controls

Engineering projects frequently rely on consultants, subcontractors, laboratories, software providers, equipment suppliers, field services, and specialty vendors. Procurement and cost controls protect more than cash. They protect technical quality, independence, schedule, data, compliance, and the credibility of project decisions.

3.1 Procurement begins with a defined need

PROCUREMENT STAGE	CONTROL EVIDENCE
Define need	Approved scope, technical criteria and budget
Select vendor	Competence, independence and documented selection basis
Commit	Authorized agreement and clear acceptance criteria
Receive / accept	Evidence the defined services or goods were delivered
Pay	Required invoice support, matching and authorized approval
Close	Resolution of commitments, records and remaining obligations

Weak procurement often starts before a vendor is contacted. If the project cannot clearly define the need, required qualifications, scope, deliverables, acceptance criteria, schedule, and budget, the selection process becomes difficult to evaluate objectively.

A procurement request should identify the business and technical requirement. For professional services, selection criteria may appropriately emphasize competence, relevant experience, availability, quality systems, conflicts, and technical approach rather than lowest price alone.

The control objective is to create a record showing why the procurement was necessary and how the selected vendor met the project's requirements.

3.2 Vendor selection should be fair, documented, and proportionate

Competitive processes reduce certain risks but are not appropriate for every purchase. A specialized sole-source service may be justified when only one provider has required capability, intellectual property, certification, or compatibility.

The control is not simply "three bids." The control is a selection method appropriate to the risk, with documented rationale and approval. Artificial competition - requesting quotes from vendors who cannot realistically perform the work - does not create meaningful control.

Selection records should identify evaluation criteria, participants, conflicts, significant discussions, and approval. For high-value or high-risk procurements, scoring or structured comparison improves defensibility.

3.3 Conflicts of interest require disclosure and management

A conflict of interest does not automatically prove misconduct. It creates a condition in which personal, financial, or relational interests could impair or appear to impair objective judgment.

Examples include ownership interests, close family relationships, gifts, outside employment, prior business relationships, referral arrangements, or a project decision-maker negotiating future employment with a vendor.

The control response normally begins with disclosure. Management can then determine whether the person should be removed from the decision, whether independent review is sufficient, or whether the relationship is prohibited.

Undisclosed conflicts are more dangerous than disclosed conflicts because the organization cannot design compensating controls around information it does not have.

3.4 Segregation of duties in procurement

Procurement processes commonly separate requisition, vendor selection, contracting, receipt or verification, invoice approval, payment, and reconciliation. Engineering organizations should adapt this principle to project scale.

A project manager may appropriately identify a technical need and confirm that a consultant's work was received. That same person should not necessarily control vendor setup, contract approval, invoice entry, and payment without independent review.

For a small firm, compensating controls can include owner review of new vendors, independent bank reconciliation, system-based approval limits, or periodic transaction review by someone outside the project.

3.5 Vendor master data is a control point

Fraud and error can occur when vendor records are created or changed without verification. Changes to bank information are particularly sensitive because legitimate invoices can be redirected to fraudulent accounts.

Controls may include independent verification of bank changes using trusted contact information, restricted access to vendor setup, duplicate-vendor checks, and change reports reviewed by someone independent of data entry.

Project teams should understand this risk because social-engineering attempts often target people who regularly communicate with vendors and can be persuaded that a payment change is urgent.

3.6 Contract controls align expectations before work begins

A purchase order or subcontract should define scope, rates or price, deliverables, schedule, invoicing requirements, insurance or qualification requirements where applicable, change mechanisms, and acceptance criteria.

Starting substantial vendor work before the contract is complete can create the same exposure as starting client work without authorization. A controlled early-start process may be appropriate, but it should define limits and authority.

Contract terms should match the actual work. Copying an old agreement without reviewing scope, intellectual-property requirements, data-security obligations, or flow-down terms can create hidden risk.

3.7 The evidence chain for payment

A payment control should answer three questions: Was the purchase authorized? Was the good or service received as required? Is the invoice accurate and consistent with the agreement?

In conventional purchasing, this is often called a three-way match among purchase order, receipt, and invoice. Professional services require adaptation because "receipt" may be evidence of labor, deliverables, milestone completion, or project-manager verification.

The reviewer should look beyond arithmetic. Are billed labor categories authorized? Do hours align with progress? Are reimbursable costs supported? Are rate changes approved? Is the invoice period consistent with the work? Has the project already paid for the same deliverable?

Documented evidence: a correct payment can expose a failed control

GAO’s July 11, 2006 management report on FDIC describes a $30,432 computer-services payment approved without the supporting subcontractor invoices required by the contract. GAO later obtained the invoices and found the charges correct. That later result did not establish that the required review had occurred before approval. In an earlier audit, the same contractor’s unsupported subcontractor charges had led to nearly $33,000 in overcharges. A May 2005 reminder did not prevent the repeated lapse in July 2005.

1 • A $30,432 payment to a contractor for computer-related services was approved without verification of related subcontractor charges. The supporting subcontractor invoices were not readily available for review because they were not submitted with the prime contractor's monthly invoice, even though the contract required all subcontractor invoices to be submitted with the monthly

2 invoice. After we requested that FDIC obtain the related subcontractor's invoices, we found that the related charges were correct.

In our 2004 financial audit, we found the same type of control issue but with negative consequences. FDIC was overcharged nearly $33,000 because this same contractor did not furnish related subcontractor invoices to FDIC, and FDIC personnel were not verifying the subcontractor charges. In response to this finding, FDIC issued a memorandum in May 2005, reminding oversight managers

3 of their critical responsibility for reviewing and approving contractor invoices. Nonetheless, the transaction we tested in 2005 was reviewed and approved by the oversight manager in July 2005, and again the oversight manager failed to follow FDIC's policies and procedures to obtain subcontractor's invoices to verify charges prior to payment.

1 Required evidence absent at approval 2 Later verification found charges correct

3 Earlier overcharges and a reminder did not prevent the repeated control failure

GAO-06-772R, p. 5. Selected consecutive finding and follow-up paragraph from the original public report. Numbered annotations are BuilderCE teaching aids, not GAO labels.

Read the complete GAO report

WHAT THE RECORD SHOWS	WHAT IT DOES NOT SHOW
$30,432 payment: supporting invoices absent when approved; charges later verified as correct.	It is not a documented $30,432 loss or, by itself, a finding of fraud.
Earlier nearly $33,000 overcharge and a reminder followed by another unsupported approval.	Sending a reminder does not prove the control subsequently operated effectively.
GAO recommended requiring supporting invoices before payment; FDIC agreed and described intended actions.	The stated response is not, in this report, proof of successful long-term effectiveness.

Practical control. Separate technical/service acceptance, contractual support, delegated payment authority and the timestamped review. A valid amount is one attribute; evidence that the required control operated is another.

Completed example: approval, invoice exception and verification

Illustrative engineering-services example. Project, people identified by role, record IDs, dates, amounts, thresholds and results below are invented teaching inputs. This is not the FDIC transaction or a universal contractual or regulatory requirement.

Project P-214 needs additional site-survey coverage before a design freeze. Its existing approved survey scope is $18,000. The project's illustrative authority matrix permits a project director to approve a defined increase up to $2,000, provided the technical lead confirms scope and procurement updates the written commitment before additional work begins. The requester cannot approve the change or release

the payment. A client change still requires the client authority specified in the contract; this internal example does not grant that authority.

RECORD / DATE	COMPLETED ENTRY	CONTROL EVIDENCE
CR-014 · May 4	Survey lead requests added coverage: 12 hours × $150/hour = $1,800. Revised commitment: $18,000 + $1,800 = $19,800. Increase is 10%.	Marked scope map, estimate and one-day schedule exposure linked; no authority inferred from the request.
AP-014 · May 5	Technical lead accepts defined survey scope. Project director approves the $1,800 increase under the stated internal delegation. Procurement issues PO-214 revision 1 before extra work.	Dated technical review, independent director approval, revised purchase order and vendor acknowledgement; scope/budget/change log reconciled.
EX-014 · May 19	Vendor invoices $19,800, but its required field-hour record is absent. Accounts payable places payment on hold; receipt of invoice is not approval.	Exception logged with missing item, owner and due date. Survey lead obtains the field record. No retrospective backdating or informal override.
PAY-014 · May 21	Required field record received; technical lead confirms services against PO revision 1. Independent authorized approver reviews the support before payment release.	Support, service acceptance, matching result and dated authorization retained; original hold and resolution stay visible.
CA-014 · May 22	Procurement adds a required-support checklist to the intake workflow; the process owner confirms it is active.	Implementation evidence: workflow configuration and completed checklist. This alone does not close effectiveness.
TEST-014 · June 30	Independent reviewer checks all five subsequent invoices in this illustrative follow-up period; all five have required support dated before approval. EX-014 closes with a monitoring owner.	Sample population, five records, review dates and results linked. Limited follow-up supports operation during this period; it does not prove every future invoice will comply.

Worked amount and control checks

CHECK	WORKED RESULT	DECISION
Added survey effort	12 h × $150/h = $1,800	$1,800 is within the illustrative $2,000 increase delegation; all other authority conditions still apply.
Revised commitment	$18,000 + $1,800 = $19,800	Update the written commitment and baseline before added work, rather than making an invoice fit later.
Increase from baseline	$1,800 ÷ $18,000 × 100 = 10%	A percentage describes the change; it does not replace scope review or delegated authority.
Payment-control result	Invoice amount equals revised commitment; support was initially missing.	Hold until required evidence is reviewed. Amount agreement alone does not release the payment.

Closure test. Implementation answers whether the checklist was put in place. Effectiveness answers whether later approvals actually used the required evidence. Preserve both findings and the limits of the follow-up period.

3.8 Cost controls begin with an approved budget and coding structure

Cost information is useful only when costs are recorded in a way that supports decisions. The project budget should align to meaningful work categories. Excessively broad codes hide emerging overruns; excessively detailed codes create administrative burden without improving management.

The coding structure should support comparison of budget, commitments, actual costs, estimate to complete, and forecast at completion. The objective is not perfect accounting granularity. It is reliable visibility into where project resources are being consumed.

3.9 Commitments matter before invoices arrive

A common reporting weakness is focusing on actual cost while ignoring committed cost. If a project has issued a $300,000 subcontract but only $40,000 has been invoiced, reporting only the $40,000 actual understates exposure.

Project controls should capture commitments and forecast remaining obligations. This is especially important for long-lead items, subconsultants, testing contracts, and software or equipment purchases.

The same principle applies to internal labor. Actual hours describe the past. Forecast remaining hours determines whether the project can finish within budget.

3.10 Budget-to-actual analysis is a detective control



Cost information supports decisions only when it is current, reconciled, and interpreted in operational context. Contextual illustration, not a documented project record.

Variance analysis compares expected and actual performance to identify conditions needing attention. Variance is not automatically a problem. It is a signal requiring interpretation.

A favorable cost variance may reflect efficient work, delayed invoicing, work not performed, miscoding, or an unrealistic forecast. An unfavorable variance may reflect legitimate acceleration, an unapproved change, rework, scope growth, rate differences, or poor productivity.

Useful analysis therefore combines numbers with operational context. The project manager should explain material variances and update the forecast where necessary.

3.11 Estimate at completion should be independent of optimism

Projects can remain "on budget" for months if the forecast simply assumes future work will become more efficient. Forecasting should be evidence-based.

Estimate to complete should consider remaining scope, productivity to date, known changes, open risks, staffing, vendor commitments, schedule, and technical uncertainty. When a recovery assumption is used, it should be explicit and measurable.

A forecast that repeatedly moves unfavorable cost into future periods without corrective action is a red flag. The issue may be poor forecasting discipline, pressure to preserve reported margin, or a deeper control failure.

3.12 Contingency is not an ungoverned reserve

Contingency can be appropriate for identified uncertainty. The control question is who may use it and for what purpose.

Project contingency should not become a pool used to conceal overruns or absorb unauthorized scope. Organizations may distinguish contingency for known-unknown risk from management reserve for broader uncertainty. Whatever terminology is used, release should follow defined authority and be reflected in forecast records.

3.13 Invoice red flags

Potential warning signs include:

- duplicate invoice numbers or amounts;
- round-dollar invoices inconsistent with normal billing;
- invoices just below approval thresholds;
- vague descriptions such as "professional services" without supporting detail;
- changes in payment instructions close to due date;
- unexplained rate or quantity increases;
- repeated emergency or sole-source purchases;
- invoices approved unusually quickly by the same individual;
- vendor addresses, accounts, or contact information overlapping with employees;
- services billed before contract authorization or after termination.

A red flag is not proof. It is a reason to verify before proceeding.

3.14 Fraud risk and management override

Fraud risk increases when opportunity, pressure, and rationalization align. Controls reduce opportunity, but senior authority can sometimes bypass controls. That makes management override a recognized risk even in high-integrity organizations.

Override indicators include repeated manual journal entries or adjustments without clear support, approval after the fact, pressure to split purchases below thresholds, instructions to bypass procurement, unusual vendor exceptions, or attempts to prevent independent review.

The appropriate response is fact-based escalation through defined channels. Engineers should not conduct amateur investigations beyond their role; they should preserve evidence and route concerns to appropriate management, compliance, legal, audit, or other authorized functions.

3.15 Procurement performance is more than price

Vendor controls continue after award. Monitoring should address schedule, quality, safety where relevant, responsiveness, change performance, invoice accuracy, and compliance with contractual obligations.

Performance records improve future selection and provide evidence when corrective action or contract remedies are needed. Without documentation, organizations may repeatedly select vendors based on incomplete institutional memory.

3.16 Applied case: specialized testing vendor

A project needs specialized nondestructive testing. The project manager recommends a small firm owned by a former colleague. The firm has strong qualifications and competitive pricing. Because the schedule is urgent, the project manager asks procurement to skip the normal conflict disclosure and issue a purchase order immediately. The same project manager will review the firm's reports and approve invoices.

There may be no misconduct. The control weaknesses are the undisclosed relationship, concentrated duties, schedule-driven bypass, and lack of independent selection evidence. A proportionate response could include disclosure, independent technical comparison, approval by someone outside the relationship, and independent review of significant invoices or deliverables.

The goal is not to prohibit qualified vendors. It is to protect the legitimacy of the selection and subsequent decisions.

3.17 Practical procurement and cost-control checklist

Before committing project funds, confirm:

- the need and scope are defined;
- the procurement method is appropriate and documented;
- conflicts have been disclosed and addressed;
- selection and approval authorities are clear;
- the vendor is properly established and payment information verified;
- contractual terms match the work;
- commitments are captured in the forecast;
- invoice evidence demonstrates authorization and receipt;
- cost variances are reviewed and explained;
- contingency use is transparent;
- vendor performance is documented through closeout.

3.18 Professional-services procurement requires technical acceptance criteria

Professional-services invoices are harder to control than commodity purchases because the deliverable is often judgment, analysis, or progressive work rather than a countable physical item. That makes technical acceptance criteria important.

A subcontract can define expected deliverables, review points, required qualifications, data formats, and milestone evidence. For time-and-materials work, it can specify labor categories, rate schedules, authorization for overtime, and documentation for reimbursables. These controls give the project manager a basis for evaluating invoices without pretending every service can be measured by unit quantity.

When services are embedded in a larger design, acceptance may mean that work was received and is suitable for integration, not that the owner has accepted final professional responsibility. Contracts and records should preserve the appropriate division of responsibility.

3.19 Cost transfers and labor charging

Labor charging is a significant control area for engineering firms because labor is often the largest project cost. Employees should charge time based on work actually performed, using current project and task codes.

Pressure can arise when one project is over budget or when a new project code has not been established. Moving time to another project to improve apparent performance undermines reporting reliability and may create contractual or regulatory problems.

Organizations should provide a controlled way to handle uncertain coding - for example, a temporary authorized holding code that is reviewed and cleared promptly. The solution should preserve truthful records rather than force employees to choose between schedule needs and accurate charging.

3.20 Revenue, billing, and unbilled-work controls

Although engineers may not prepare financial statements, project managers often influence billing and revenue information through percent-complete estimates, milestone certification, and identification of billable changes.

Controls should address unbilled work, aged receivables, disputed invoices, fee ceilings, and work performed without authorization. A project that appears profitable based on recorded labor may still face material commercial risk if the client disputes recoverability.

Management reporting should therefore distinguish technical progress from billing and collection status. The objective is an honest picture of project economics rather than a single favorable metric.

3.21 Vendor concentration and continuity risk

Procurement control also includes resilience. Dependence on one specialized laboratory, software provider, or subconsultant can create schedule and technical risk even when the vendor performs well.

Project teams should identify critical vendors and consider backup options, lead times, data portability, insurance, licensing, and continuity plans. Concentration risk may justify stronger monitoring or earlier renewal decisions.

This is an example of risk-based control extending beyond fraud prevention. A control system protects project objectives from operational dependency as well as misconduct.

3.22 Scenario exercise: invoice approved under pressure

A geotechnical subconsultant submits an invoice 35 percent above the monthly forecast because it added weekend field crews. The work occurred and helped avoid schedule delay, but the project manager never issued written authorization for the premium staffing. The invoice is due immediately and the subconsultant is critical to upcoming work.

The project should separate three questions: Was the work performed? Was the premium cost contractually authorized? What commercial response best protects the project now? Paying first and documenting later may preserve the relationship but weakens leverage and auditability. Refusing all payment may be disproportionate if undisputed base services were provided.

A controlled response might approve the undisputed portion, hold the premium portion for review, document the schedule circumstances, determine authority for any exception, and update the procurement process so future premium staffing requires explicit approval.

3.23 Practice drill: evaluate a questionable vendor transaction

A new field-services vendor submits its first invoice for $72,000. The purchase order is $60,000. The project manager says the additional work was "obviously needed" and asks accounts payable to process the full amount. The vendor also requests that payment be sent to a bank account different from the account in the vendor master file because its "finance department changed banks yesterday."

Identify the control issues before deciding whether the vendor acted improperly. The invoice exceeds the authorized commitment. Additional services lack documented approval. The requested banking change creates payment-diversion risk. Schedule or relationship pressure may encourage bypass. The same project manager may be both validating the additional need and approving the invoice.

A proportionate response is to verify the banking change independently using trusted vendor contact information, separate undisputed from disputed charges, identify who can authorize the additional commitment, obtain supporting detail, and update the purchase order if approval is granted. The organization should not infer fraud merely because several exceptions occurred, but it should not ignore the combination.

Now consider how the control design could reduce recurrence. The purchase-order system could block invoices above commitment without an exception workflow. Vendor banking changes could require independent callback and secondary approval. Project managers could receive alerts when vendor

spending reaches defined percentages of contract value. These controls address risk before the next invoice arrives.

Module synthesis

Procurement and cost controls protect both project resources and the integrity of technical delivery. A vendor can be highly qualified and still require transparent selection, authorized commitments, verified payment information, supported invoices, and documented performance. Likewise, a project can be technically successful while cost reporting becomes unreliable if commitments, changes, labor charging, or forecast assumptions are not controlled. Engineers do not need to perform accounting functions to contribute. They need to understand the evidence and approvals that connect technical need to financial commitment and project reporting.

MODULE 4 | 25 MINUTES

Audit Trails, Fraud Red Flags & Control Failures

An engineering project should be understandable after the people who made the decisions have moved on. The ability to reconstruct what happened is a core element of accountability. Audit trails connect requirements, evidence, approvals, transactions, changes, and corrective actions into a record that can withstand management review, client questions, disputes, regulatory scrutiny, or formal audit.

4.1 What an audit trail actually means

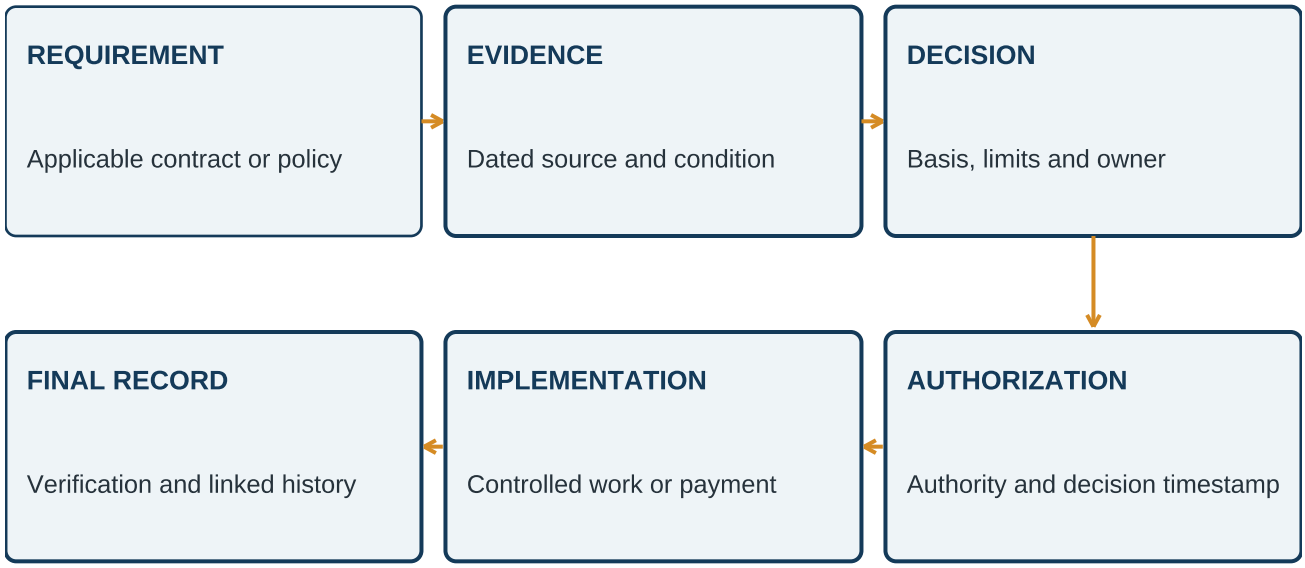

Preserve requirement, source evidence, decision, authority, implementation and verified final history.

An audit trail is the chronological and logical connection among an event, supporting evidence, decision, authorization, execution, and subsequent record. It is not merely a folder containing documents.

For a project change, the trail might include the initiating request, technical evaluation, cost and schedule analysis, approval, revised scope, budget update, implementation evidence, invoice support, and closure. If those records exist but cannot be connected, the audit trail is weak.

Good traceability reduces the time needed to answer questions and reduces reliance on memory.

4.2 Evidence should be sufficient, reliable, relevant, and useful

Control evidence should be proportionate to the decision. A low-value routine transaction does not require the same evidence as a major contract award or disputed change.

Useful evidence has several qualities. It is sufficient to support the conclusion, reliable enough to be trusted, relevant to the decision, and timely enough to influence action. Evidence obtained directly from a controlled system may be more reliable than a manually recreated spreadsheet. Independent evidence may be stronger than a self-certification when the risk is significant.

Engineers already apply analogous reasoning to technical evidence. The same discipline applies to project-control decisions.

4.3 The danger of undocumented knowledge

Projects often depend on knowledge held by a few experienced individuals. That can create a hidden control weakness. If approval rules, vendor history, client commitments, or change rationale exist only in someone's memory, the project becomes fragile when that person is unavailable.

Documentation should capture decisions, not every conversation. The goal is to preserve material facts and accountability without creating unusable administrative volume.

A strong record answers: What was decided? By whom? Based on what information? Under what authority? What follow-up was required? Was it completed?

4.4 Fraud, waste, and abuse are different concepts

Fraud generally involves intentional deception to obtain an unauthorized benefit or deprive another party of a right. Waste involves inefficient or careless use of resources, which may occur without intent to deceive. Abuse can involve behavior inconsistent with reasonable or ethical business practice even when it does not meet the legal definition of fraud.

Engineers do not need to become forensic investigators to recognize risk indicators. Their responsibility is often to identify that something is inconsistent, preserve relevant records, avoid unsupported accusations, and escalate through appropriate channels.

4.5 Red flags are signals, not conclusions

RED FLAG	RESPONSE BEFORE CONCLUDING
Undisclosed relationship	Verify the facts and apply conflict-of-interest procedures.
Repeated undocumented override	Preserve the history; escalate outside the implicated authority.
Unexplained forecast change	Reconcile assumptions, commitments and source data.
Missing or altered record	Preserve original evidence and investigate the gap.
Split commitments	Check purpose and thresholds; do not infer fraud from amount alone.

A red flag increases concern but does not establish misconduct. Examples include unusual vendor relationships, repeated sole-source procurements, altered supporting documents, duplicate invoices, approvals consistently just below thresholds, missing records, unexplained overrides, late changes to bank information, or pressure to bypass review.

Behavioral red flags should be treated carefully because normal human behavior is not proof. Objective transaction and control evidence generally provides a stronger basis for escalation than speculation about motives.

4.6 Management override is a structural risk

Senior managers may have authority to make exceptions, which means they may also be able to override normal controls. COSO and audit frameworks recognize management override because formal authority can defeat otherwise well-designed processes.

The control response is not to make management powerless. It is to make significant override transparent. Independent review, board or owner oversight, exception reporting, audit logging, and documentation of rationale can reduce the risk.

Repeated override deserves attention even when each individual exception seems defensible. A pattern may indicate that the official process no longer matches operating reality or that a leader is systematically avoiding accountability.

4.7 Control circumvention differs from an authorized exception

An authorized exception follows a defined mechanism and leaves evidence. Circumvention hides or fragments the action to avoid the mechanism.

Examples of circumvention include splitting a purchase to stay below an approval threshold, asking multiple people to submit portions of the same expense, relabeling scope to avoid change review, or directing a vendor to invoice under an existing purchase order for unrelated work.

The underlying amount may be small, but circumvention matters because it demonstrates intent to defeat the control.

4.8 Data quality can create control failure without misconduct

Not all control failures are behavioral. Inconsistent coding, duplicate systems, stale master data, manual spreadsheet links, or misunderstood definitions can create unreliable reporting.

A project dashboard can be visually impressive and still provide false confidence if source data is incomplete or delayed. Management should understand where key metrics come from, how they are reconciled, and what limitations exist.

The 2025 GAO Green Book specifically emphasizes information security and data considerations because modern controls increasingly depend on information systems. Engineering organizations should consider access, change management, backup, and data integrity for project-control systems.

4.9 Root cause of a control failure is not the same as root cause of an engineering failure

This course does not repeat the technical root-cause methods addressed in BuilderCE's failure-analysis course. Here, the focus is the control-system cause: why the organization's process failed to prevent, detect, or correct an unacceptable condition.

For example, an unauthorized purchase may have occurred because the approver ignored policy. But recurring unauthorized purchases may indicate deeper causes: unrealistic thresholds, slow procurement, unclear authority, inadequate system restrictions, poor training, or leadership tolerance.

Corrective action should address the control cause that allowed recurrence, not merely the individual transaction.

4.10 Designing an exception-review process

Exception reports are valuable only when someone reviews and resolves them. A useful exception process defines the population, threshold, reviewer, frequency, evidence of review, disposition categories, due dates, and escalation.

Examples include:

- invoices without purchase orders;
- changes implemented before approval;
- project forecasts not updated by due date;
- vendors with changed banking information;
- transactions posted after project close;
- overtime exceeding thresholds;
- write-offs or contingency transfers above normal ranges.

An exception should not disappear because it has been viewed. It should be resolved, accepted with rationale, corrected, or escalated.

4.11 Documentation red flags

Records may show warning signs independent of the underlying transaction. Examples include missing signatures, inconsistent dates, approvals after payment, altered PDFs, unexplained handwritten changes, documents recreated long after the event, incomplete meeting records, or versions that cannot be reconciled.

Electronic systems create additional evidence such as timestamps, version history, workflow logs, and access records. Those can be important when chronology is disputed.

Organizations should preserve records according to policy and legal requirements. When litigation, investigation, or formal dispute is reasonably anticipated, normal retention processes may need to be suspended under legal guidance.

4.12 Fraud-risk brainstorming for engineering projects

A practical project-level discussion can ask how someone could misuse common processes if controls were weak. Areas might include labor charging, subcontractor selection, expense reimbursement, material quantities, change orders, testing records, equipment charges, confidential bid information, or manipulation of progress reporting.

The purpose is not suspicion. It is to identify where opportunity exists and design proportionate controls before a problem occurs.

Cross-functional participation is valuable because engineers, project managers, procurement, finance, IT, and field staff see different vulnerabilities.

4.13 Whistleblowing and escalation mechanisms

People need a path to report concerns outside the normal chain when the normal chain is implicated. Depending on organization size, options may include an ethics hotline, compliance function, internal audit, human resources, legal counsel, board contact, or owner/principal channel.

Policies should protect good-faith reporting and prohibit retaliation. They should also distinguish reporting from investigation. Employees should preserve facts and avoid broad dissemination of allegations.

For professional engineers, serious concerns may also trigger obligations under applicable law, contract, or professional rules. Those questions require context-specific evaluation; internal-control processes should help ensure they reach appropriate qualified decision-makers.

4.14 Audits and project health reviews are different tools

A project health review is often management-oriented and collaborative, focusing on delivery, forecast, risk, staffing, and recovery actions. An internal audit is an independent assurance or advisory activity performed under professional standards and an approved mandate.

Both can add value, but blurring the roles can weaken independence. Internal audit should not be responsible for operating the project controls it later evaluates.

Engineering firms without internal audit can still perform independent project reviews using leaders who are not directly responsible for the project, while being clear that the review is management oversight rather than internal audit.

4.15 Indicators of a deteriorating control environment

Patterns can be more informative than isolated events. Warning signs include:

- repeated late approvals treated as normal;
- recurring reconciliations with unexplained differences;
- high turnover in control-sensitive roles;
- pressure to meet targets by delaying recognition of bad news;
- leaders who discourage documentation;

- exception reports with growing aging;
- repeated emergency procurements;
- project forecasts that improve without operational explanation;
- resistance to independent review;
- corrective actions closed without evidence.

When multiple indicators appear, management should consider whether the problem is systemic rather than transactional.

4.16 Applied case: the disappearing overrun

A project has been forecasting a $220,000 overrun. Before the quarterly leadership review, the project manager transfers $180,000 of expected consultant cost to a future phase that has not been authorized, reducing the current forecast overrun to $40,000. No scope has changed. The project manager explains that the future phase will likely be approved and that leadership "does not need noise before the client decides."

The issue is not merely forecasting technique. The control concerns include accuracy of reporting, unsupported assumption, possible management pressure, and concealment of known exposure. A strong response would restore the forecast based on currently authorized scope, separately identify the potential future phase, document assumptions, and determine whether the adjustment was an isolated judgment error or part of a broader reporting pattern.

4.17 Responding to a suspected control failure

When a concern is identified:

1. Preserve relevant evidence and avoid altering the record. 2. Separate known facts from assumptions. 3. Determine immediate operational or financial risk. 4. Use the defined escalation path. 5. Avoid making accusations beyond the evidence. 6. Cooperate with authorized review or investigation. 7. Address immediate control gaps without destroying evidence. 8. Document corrective actions and verify closure.

The response should protect both the organization and individuals from premature conclusions while ensuring credible concerns are not ignored.

4.18 Reconstructing a decision: the knowledgeable-person test

A practical test of documentation quality is whether a knowledgeable person who was not involved in the event can reconstruct the decision without interviewing the original participants.

For a significant vendor award, that person should be able to identify the need, procurement method, candidates considered, conflict disclosures, evaluation basis, approval, contract, changes, performance evidence, invoices, and closeout. For a scope change, the person should be able to follow the request through evaluation, approval, implementation, budget impact, and closure.

If reconstruction requires personal memory, private text messages, or undocumented context, the control record is incomplete.

4.19 Version control and document authenticity

Engineering projects generate many versions of spreadsheets, estimates, change logs, and reports. Weak version control can make it impossible to know which information supported a decision.

Controls may include controlled document repositories, naming standards, restricted final folders, version history, approval workflows, and prohibition on overwriting material records without traceability. Spreadsheet models used for major decisions should identify assumptions, source data, preparer, review, and version date.

The goal is not rigid document administration. It is to preserve the relationship between evidence and decision.

4.20 Email and messaging as project records

Material decisions increasingly occur in email, collaboration platforms, and messaging tools. Organizations should define when those communications must be captured in the formal project record.

A brief chat message may be enough to coordinate routine work, but it is a weak long-term record for a major scope, vendor, or contractual decision. The team should summarize material decisions in the controlled system, meeting record, change log, or other durable location.

This reduces dependence on individual inboxes and supports consistent retention.

4.21 Control failure taxonomy

Control failures can be classified to improve corrective action:

- design deficiency: the control was not capable of reducing the risk;
- operating deficiency: the control was well designed but was not performed;
- evidence deficiency: the control may have occurred but cannot be demonstrated;
- authority deficiency: responsibility and approval rights were unclear or inappropriate;
- information deficiency: the control relied on inaccurate, incomplete, or untimely data;
- monitoring deficiency: repeated exceptions were not recognized as a pattern;
- environment deficiency: leadership behavior or incentives undermined the formal process.

This classification prevents every issue from being labeled "training." Training is appropriate when people do not understand a good process. It is ineffective when the real cause is impossible workflow, conflicting incentives, or management override.

4.22 When a control issue becomes a governance issue

A project-level exception becomes a governance concern when it exceeds project authority, affects multiple projects, involves senior management, creates material enterprise exposure, or indicates systemic policy failure.

Examples include repeated manipulation of project forecasts across a business unit, a vendor conflict involving an executive, widespread time-charging problems, or a procurement process that consistently requires unauthorized workarounds.

Project leaders should recognize when their role shifts from solving a local issue to escalating an organizational risk. That distinction protects both the project and the person raising the concern.

4.23 Scenario exercise: approval timestamps

During a client dispute, the firm produces change approvals showing signatures dated before work began. System logs reveal that several approvals were actually entered weeks later and backdated in the form. The underlying work may have been verbally authorized, but the records create the appearance that formal approval occurred earlier.

The control concern is record integrity. The project should preserve the system evidence, stop further alteration, and escalate through appropriate legal/compliance leadership. Any legitimate retrospective approval should be clearly identified as retrospective rather than presented as contemporaneous.

This example shows why chronology matters. An accurate record of an imperfect process is more defensible than a polished record that misstates what happened.

4.24 Practice drill: build the audit trail

A client challenges a $140,000 engineering change eighteen months after the work was completed. Build the minimum defensible record from the following evidence types: original contract, client email, meeting minutes, internal estimate, management approval, revised schedule, labor detail, subconsultant invoice, issued technical documents, and final change order.

The record should establish chronology. Start with the original requirement and the event that created the potential change. Connect the client communication to the team's technical evaluation and estimate.

Show who had authority to approve internal exposure and what assumptions were used. Link implementation to labor and vendor records. Show how the change affected schedule or deliverables. End with formal client disposition and any financial reconciliation.

Then identify gaps. If the client email came from someone without contractual authority, the file should show how authorization was ultimately obtained or why management accepted proceed-at-risk exposure. If the internal estimate was created after most work was complete, label it accordingly rather than presenting it as contemporaneous. If labor was charged before the change code existed, document how it was tracked and reconciled.

The objective is not a perfect-looking file. It is an accurate, traceable file that allows a reviewer to understand what actually occurred.

Module synthesis

Auditability is the ability to explain the project truthfully after the fact. Strong records do not make imperfect decisions disappear; they make the actual sequence understandable. That is why chronology, version control, exception evidence, and transparent override matter. Red flags should prompt verification, not accusation. Control failures should be classified carefully so corrective action addresses the real weakness rather than defaulting to training. When issues exceed project authority or suggest intentional circumvention, systemic failure, or senior-management involvement, the control system must provide an independent escalation path.

MODULE 5 | 20 MINUTES

Corrective Action, Escalation & Applied Scenarios

Controls create value only when identified problems lead to appropriate action. An exception that is documented but never resolved becomes part of the operating process. The final module integrates the course into a practical framework for escalation, corrective action, closure, and project-level decision-making.

5.1 Not every issue requires the same escalation

Escalation should be proportionate to consequence, uncertainty, authority, recurrence, and urgency. A minor coding error can often be corrected within the project team. A suspected conflict of interest, material unauthorized commitment, public-safety concern, or intentional control circumvention requires a different path.

A useful escalation model considers:

- impact - financial, technical, legal, schedule, client, safety, or reputational consequence;
- authority - whether the current decision-maker has authority to resolve the matter;
- uncertainty - how incomplete or disputed the facts are;
- recurrence - whether the issue is isolated or part of a pattern;
- integrity risk - whether fraud, concealment, conflict, or override may be involved;
- time sensitivity - whether delay will increase harm or destroy evidence.

Escalation is not punishment. It is the process of getting the issue to the level where authority and expertise match the risk.

5.2 Corrective action should address both the condition and the control

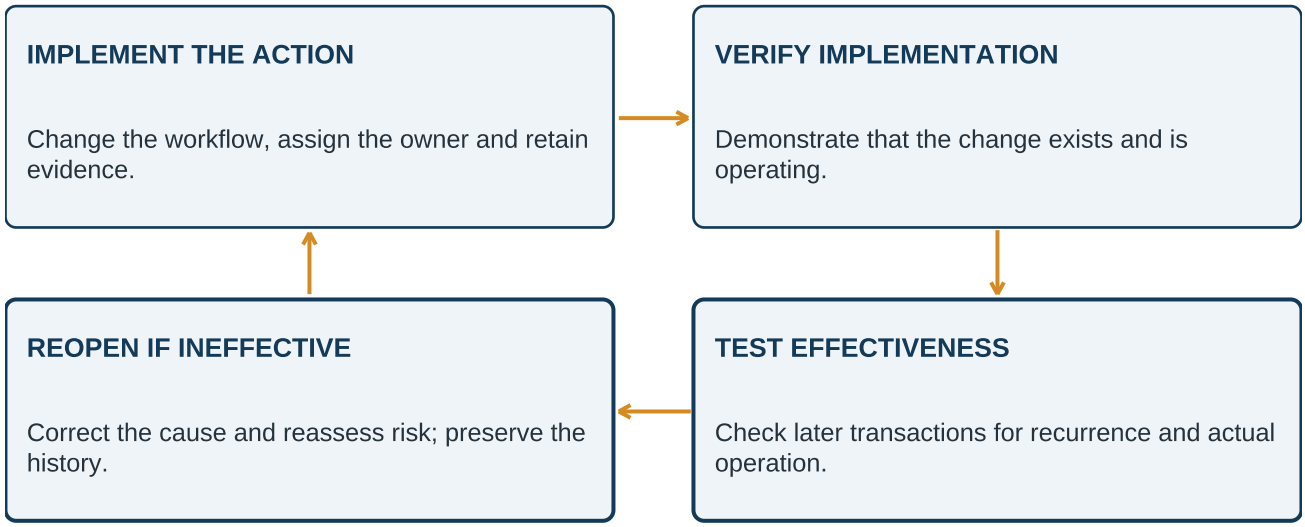

Implementation and effectiveness are separate checks; ineffective actions return for correction.

A corrective action may have two layers. The immediate layer resolves the current problem. The systemic layer reduces recurrence.

If an invoice was paid twice, recovering the duplicate payment resolves the immediate condition. Investigating why duplicate detection failed and strengthening the payment control addresses the system.

If a project performed unauthorized work, obtaining retrospective approval may resolve the commercial issue. Updating early-start procedures, training teams, or changing system workflows may prevent recurrence.

A corrective action that addresses only the visible transaction can leave the underlying exposure unchanged.

5.3 Assign one accountable owner

Corrective actions often fail when responsibility is shared vaguely. Multiple people may contribute, but one person should own completion and evidence.

The action record should define the issue, required action, owner, due date, expected evidence, status, and verification method. Complex actions may have milestones, but the final closure criterion should be clear.

Ownership should be assigned to someone with authority to implement the action. Assigning a systemic procurement fix to a project engineer who cannot change procurement procedures creates false accountability.

5.4 Closure requires evidence

"Complete" should mean more than a status field. Closure evidence can include revised procedures, system configuration, completed training, reconciled records, approved changes, repayment, independent verification, or performance data showing the control is operating.

For significant actions, someone other than the action owner should verify closure where practical. This is especially important when the original issue involved management override, repeated exceptions, or possible misconduct.

5.5 Effectiveness review goes beyond completion

An action can be implemented and still fail to solve the problem. An effectiveness review asks whether the control is producing the intended result after a reasonable period.

If a new requirement says all changes must be approved before work begins, an effectiveness review might sample recent changes three months later to determine whether late approvals actually decreased. If not, the organization should understand why.

This closes the control loop: identify, act, verify, monitor, improve.

5.6 Lessons learned should be specific enough to change behavior

"Communicate better" is not a useful lesson. A strong lesson identifies the circumstance, control weakness, consequence, and specific future practice.

For example: "Client program managers regularly request acceleration but do not hold contractual authority. Future projects will include an authorization matrix in kickoff materials and use a capped internal proceed-at-risk form when contracting-officer approval is pending."

That lesson can be implemented and tested.

5.7 Scenario 1: unauthorized scope growth

A structural engineering team has spent 420 hours responding to contractor coordination questions. The original proposal assumed 120 hours of construction-phase support. The project manager knew usage was increasing but did not raise a change request because the client was unhappy with earlier design revisions.

Control diagnosis: The baseline was clear, but monitoring and escalation failed. Relationship concerns overrode scope-control discipline. Forecasting may also be misstated if the additional hours were treated as normal performance variance.

Immediate action: Quantify completed and remaining support, review contractual entitlement, update forecast, and escalate commercial strategy to authorized leadership.

System action: Define construction-support burn thresholds and require review when actual effort reaches defined percentages of allowance.

5.8 Scenario 2: vendor invoice without supporting evidence

A specialty consultant submits a $48,500 invoice described as "additional field support." The project manager confirms that the consultant was present but cannot identify an approved change or detailed labor support. Payment is due in five days and the consultant threatens to suspend work.

Control diagnosis: Receipt of some service does not establish that the invoiced amount was authorized or correct. Schedule pressure is creating incentive to bypass invoice evidence.

Immediate action: Preserve the invoice, obtain labor/detail support, identify contractual authorization, and escalate any need for emergency partial payment through defined authority.

System action: Clarify vendor change authorization and invoice documentation requirements; monitor future exceptions.

5.9 Scenario 3: conflict-of-interest concern

An engineer evaluating three software vendors learns that the preferred vendor employs the engineer's spouse in an unrelated division. The engineer believes the relationship has no effect and worries that disclosure will create unnecessary suspicion.

Control diagnosis: The issue is the appearance and potential for impaired objectivity, not proof of bias.

Immediate action: Disclose through the organization's conflict process and allow independent management to determine the appropriate mitigation.

System action: Reinforce periodic conflict disclosure and project-specific recertification for significant procurements.

5.10 Scenario 4: management override of a change threshold

A principal instructs the team to divide a $120,000 specialty-services addition into three $40,000 purchase orders so each can be approved at the project-manager level. The principal explains that executive approval will take too long.

Control diagnosis: This is circumvention, not a legitimate exception. Splitting the transaction intentionally defeats the approval threshold.

Immediate action: Do not conceal the total commitment. Escalate through an appropriate channel and use any defined expedited approval process.

System action: Configure reporting to identify related purchases below thresholds and reinforce that exceptions must be transparent.

5.11 Scenario 5: repeated forecast optimism

For four consecutive months, a project has forecast that remaining design work will require 1,500 hours. Each month about 500 hours are used, but the remaining estimate stays near 1,500. The project manager explains that "productivity will improve once coordination settles down."

Control diagnosis: The forecast is not incorporating actual performance. The same unsupported recovery assumption is being rolled forward.

Immediate action: Re-estimate remaining work using deliverables, productivity, open issues, and staffing. Document any recovery assumptions.

System action: Add forecast-quality review for projects with repeated estimate-to-complete rollforward patterns.

5.12 Scenario 6: corrective action closed without evidence

An internal project review found that vendor banking changes were not independently verified. Management recorded an action requiring callback verification. Two months later the action is marked complete because "staff were reminded," but no procedure, system field, or sample evidence exists.

Control diagnosis: The action addressed awareness, not the operating control. Closure evidence is inadequate.

Immediate action: Reopen the action, define the required process and evidence, and implement it.

Effectiveness review: Sample subsequent banking changes to confirm independent verification occurred.

5.13 Scenario 7: questionable project coding

A project is approaching its fee ceiling. A manager directs staff to charge time to a separate active project for one week because "the client will probably authorize the change next month and we can move the hours back later."

Control diagnosis: The instruction creates inaccurate project records and potentially misleading client or financial reporting. Future authorization does not make the current coding accurate.

Immediate action: Charge time according to actual work and escalate the fee issue. If the organization has an approved holding code for disputed or pending-change work, use it according to policy rather than another client project.

System action: Ensure teams understand how to record pending-change effort without misclassification.

5.14 Building a project-control dashboard that supports action

INDICATOR	SOURCE / OWNER / RESPONSE
Unapproved scope	Change log vs labor/commitments; project manager resolves authority before exposure grows.
Forecast variance	Reconciled cost and estimate-to-complete; controls lead investigates the explanation.
Unsupported invoices	Invoice/support register; authorized reviewer holds or resolves payment.
Overdue corrective actions	Action log with risk and evidence; process owner escalates residual exposure.

A useful dashboard is selective. It should focus management attention on meaningful exceptions rather than display every available metric.

Potential indicators include:

- unapproved changes and aging;
- budget, commitment, actual cost, and forecast;
- contingency usage;
- overdue approvals;
- vendor exceptions;
- invoice holds;
- significant schedule variance;
- open corrective actions and aging;
- repeated policy exceptions;
- unresolved audit or quality findings.

Each indicator should have a defined source, owner, refresh frequency, threshold, and expected response. Otherwise the dashboard becomes presentation rather than control.

5.15 The engineer's project-control questions

Throughout a project, engineers and engineering managers can improve accountability by asking a short set of questions:

- What objective are we protecting?
- What could prevent us from achieving it?
- Who has authority to decide?
- Are incompatible duties separated or compensated?
- What evidence supports the decision?
- Does the budget and forecast reflect what we know?
- Are changes formally captured?
- Are exceptions visible and aging?
- If we bypass a control, is the override transparent and authorized?
- How will we verify corrective action and closure?

These questions do not turn engineers into auditors. They make project leadership more disciplined.

5.16 Final synthesis: controls should enable trustworthy execution

The purpose of internal controls is not to slow engineering work. Well-designed controls make decisions faster because responsibilities are clear, information is reliable, thresholds are known, and escalation paths exist. They protect the organization from surprises and protect professionals from being asked to rely on undocumented assumptions.

The most mature control systems are proportionate. They apply stronger preventive controls where consequences are high, use automated and detective controls for high-volume activities, preserve independence where it matters, and continuously adapt as the project changes.

Engineering projects succeed when technical competence is supported by accountable execution. Scope, authorization, procurement, cost, records, monitoring, escalation, and corrective action are all part of that execution system.

5.17 Corrective-action prioritization

Organizations often identify more improvements than they can implement at once. Corrective actions should be prioritized based on residual risk rather than visibility alone.

A low-dollar error may warrant high priority if it reveals that vendor banking changes can occur without verification. A highly visible reporting typo may warrant low priority if it has little consequence and strong downstream review already exists.

A prioritization model can consider severity, recurrence, control dependence, likelihood, detectability, and time sensitivity. Management should also consider whether temporary compensating controls are needed while a permanent fix is developed.

5.18 Designing escalation thresholds before a crisis

Escalation works better when thresholds are defined before emotions and commercial pressure are high. Examples of triggers include commitments above delegated authority, forecast deterioration above a percentage or dollar threshold, suspected conflicts, intentional control circumvention, repeated late approvals, significant data-security incidents, or unresolved corrective actions beyond a specified age.

Thresholds do not replace judgment. They establish a minimum expectation. A project manager can escalate a smaller issue when context makes it significant.

5.19 Integrating control review into project meetings

Project controls should not exist only in separate audit or finance meetings. A short control-health review can be incorporated into normal project governance.

Questions might include: Are there unapproved changes? Are vendor commitments current? Are forecasts supported by remaining work? Are any approvals overdue? Are exceptions aging? Are corrective actions complete? Has any significant change occurred that makes existing controls inadequate?

This keeps control information connected to operational decisions and reduces the risk that issues are discovered only after month-end or formal audit.

5.20 Project closeout as a control event

Closeout should reconcile both technical and administrative obligations. The project should confirm that deliverables are complete, changes are resolved, vendor commitments are closed, invoices are processed, client billing is reconciled, records are retained, open claims are identified, and lessons learned are captured.

Residual financial balances should be explained rather than simply cleared. Open purchase orders should be reviewed. Contingency should be released according to authority. Access to project systems may need to be reduced after active work ends.

A clean closeout creates reliable information for future projects and reduces dormant obligations.

5.21 Capstone scenario: troubled project recovery

An engineering project is six months from final delivery. It is 18 percent over labor budget, has seven unapproved client changes, two specialty vendors are billing above contract values, and the schedule shows no float. The project manager has been delaying forecast updates because the team expects to recover productivity. Leadership learns that one vendor was selected by the project manager without

competitive review and that the project manager has a longstanding personal friendship with the vendor owner. There is no evidence of improper payment, but the relationship was not disclosed.

A weak response would focus on one dramatic issue - perhaps the friendship - while missing the interconnected control breakdown. A disciplined recovery separates the facts and establishes immediate controls.

First, stabilize reporting. Reforecast remaining work based on actual scope, productivity, commitments, and known changes. Second, reconcile vendor contracts, invoices, and remaining obligations. Third, document the conflict and transfer relevant vendor approvals to an independent manager while it is evaluated. Fourth, assign owners and deadlines for each pending client change. Fifth, establish weekly executive review until exposure is understood. Sixth, preserve records and avoid retroactively recreating approvals.

Once the project is stable, management can evaluate systemic causes: Were authority thresholds unclear? Did schedule pressure make the change process unusable? Did leadership tolerate optimistic forecasting? Were vendor conflict disclosures understood? Were exception reports available but ignored?

The capstone illustrates the course's central idea: internal controls are an integrated system. Scope, authorization, procurement, cost, reporting, ethics, and corrective action reinforce one another. When several controls weaken at once, project risk can compound rapidly.

5.22 Personal action plan for engineering leaders

After completing the course, a learner can apply the concepts by selecting one active project and reviewing five areas:

1. Authority: Can the team explain who may approve scope, cost, vendors, and changes? 2. Forecast: Does the current forecast reflect known commitments, changes, and realistic remaining effort? 3. Evidence: Can significant decisions be reconstructed from the project record? 4. Exceptions: Are open issues and control exceptions visible, owned, and aging? 5. Closure: Are corrective actions supported by evidence and checked for effectiveness?

This short review can identify meaningful improvements without launching a formal audit.

5.23 Practice drill: choose the escalation level

For each issue, decide whether it can be handled within the project team, needs functional management, or requires senior/compliance escalation.

Issue 1: A monthly reconciliation finds a $900 coding error with clear cause and no recurrence. Project-level correction is normally sufficient, with evidence that the entry was fixed.

Issue 2: Three recent changes were implemented before approval because the client's response time exceeds the project's decision window. Functional or senior management should address the process because recurrence indicates the control no longer fits operating conditions.

Issue 3: A project manager instructs staff to split a purchase specifically to avoid an approval threshold. This indicates intentional circumvention and should be escalated beyond the person involved.

Issue 4: A cost dashboard has been wrong for two months because a system interface stopped importing vendor commitments. The immediate project impact should be corrected, but the system and monitoring failure may require finance/IT or enterprise-level action.

Issue 5: A corrective action has been overdue for six months, but temporary compensating controls are operating effectively. Escalation should consider residual risk and accountability rather than age alone; management may extend the date with documented rationale or increase priority if the permanent weakness remains material.

The exercise reinforces that escalation is a control decision. The goal is neither to keep every issue local nor to send every exception to executives. The right level is the one with sufficient authority, independence, and expertise to resolve the risk.

Module synthesis

The integrated project-control mindset is straightforward: define objectives, identify risk, assign authority, design proportionate controls, preserve evidence, monitor exceptions, and verify corrective action. Projects will still experience uncertainty, disagreements, errors, and change. The purpose of control is not to promise perfection. It is to make the organization more capable of recognizing important deviations, responding before exposure compounds, and demonstrating why decisions were reasonable. For engineering leaders, this discipline supports trustworthy delivery and protects the credibility of technical work.

Principal references and source links

Use the applicable contract, organizational authority and records requirements for a particular project. The Green Book establishes federal internal-control standards; this course uses its framework to explain engineering-project controls without asserting that every private engineering firm is legally subject to it. The IIA standards govern internal auditing, rather than granting an internal auditor ownership of management's controls.

- GAO, Standards for Internal Control in the Federal Government, GAO-25-107721, 2025 revision; effective beginning fiscal year 2026. Open source
- GAO-06-772R, July 11, 2006, pp. 5–6: contractor invoice support, repeat control lapse, recommendations and FDIC response. Historical documented evidence, not a current engineering contract rule. Open source
- COSO, Internal Control—Integrated Framework, refreshed 2013. Operations, reporting and compliance objectives and integrated control components. Open source
- The Institute of Internal Auditors, Global Internal Audit Standards; issued January 9, 2024, effective January 9, 2025. Independence, evidence and follow-up principles. Open source
- Project Management Institute, standards and guidance on project governance, scope, procurement, cost, risk and performance. Use the edition adopted for the project. Open source

Sources checked November 15, 2026. Illustrative thresholds, records and amounts do not replace project-specific authority.

Instructor

Matthew Ward, MBA, CIA — BuilderCE instructor for this engineering project-controls course.

> **Study guide complete.** Return to the BuilderCE lesson page and select Continue to begin the final examination. A score of at least 70% is required to pass. Retakes are permitted.